



21st Century Equipment Setup

Document Camera/Projector/Laptop


- 1) Connect one end of the VGA cable to the VGA connection on the Laptop



- 4) Connect the square end of the USB Cable to the Document camera and the flat end to the laptop



- 2) Connect the other end of the cable to the IN of the Document Camera



- 3) Connect a second VGA cable to the out from the Document camera to the In of the Projector